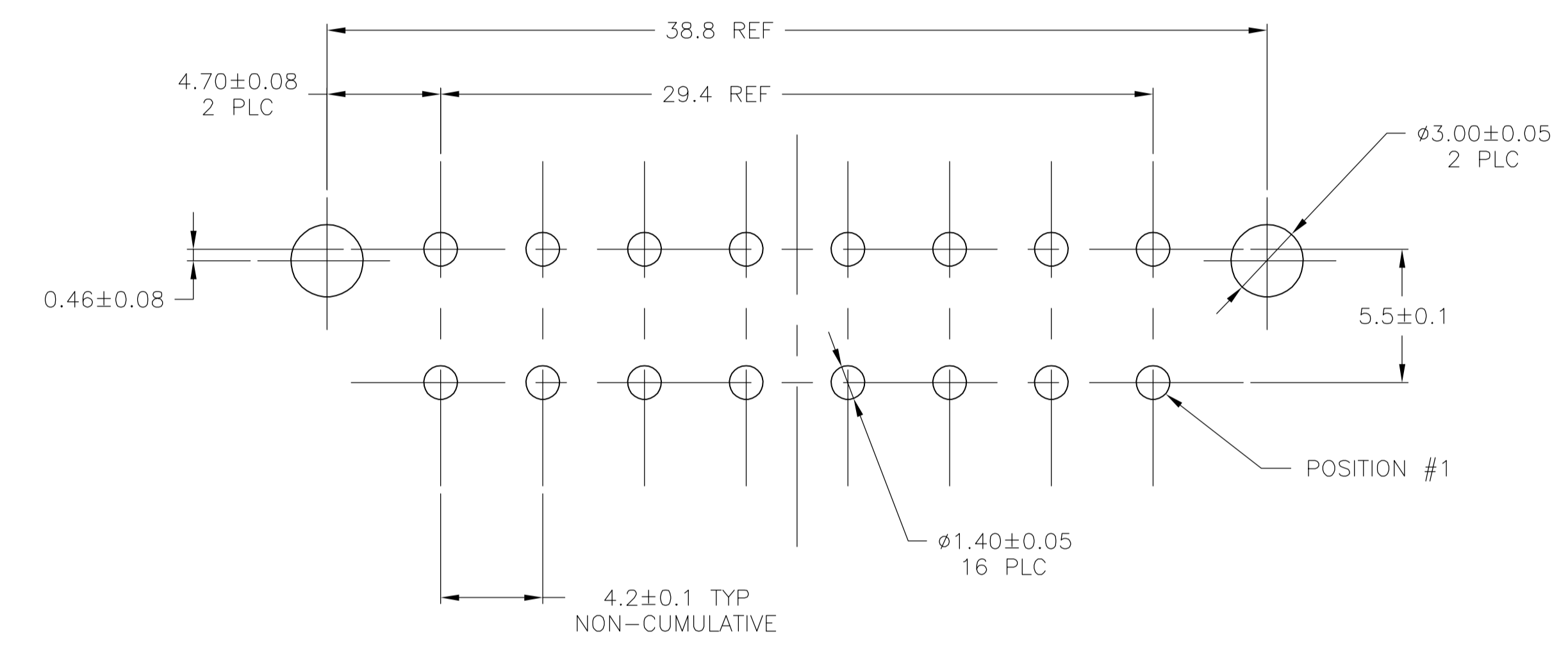
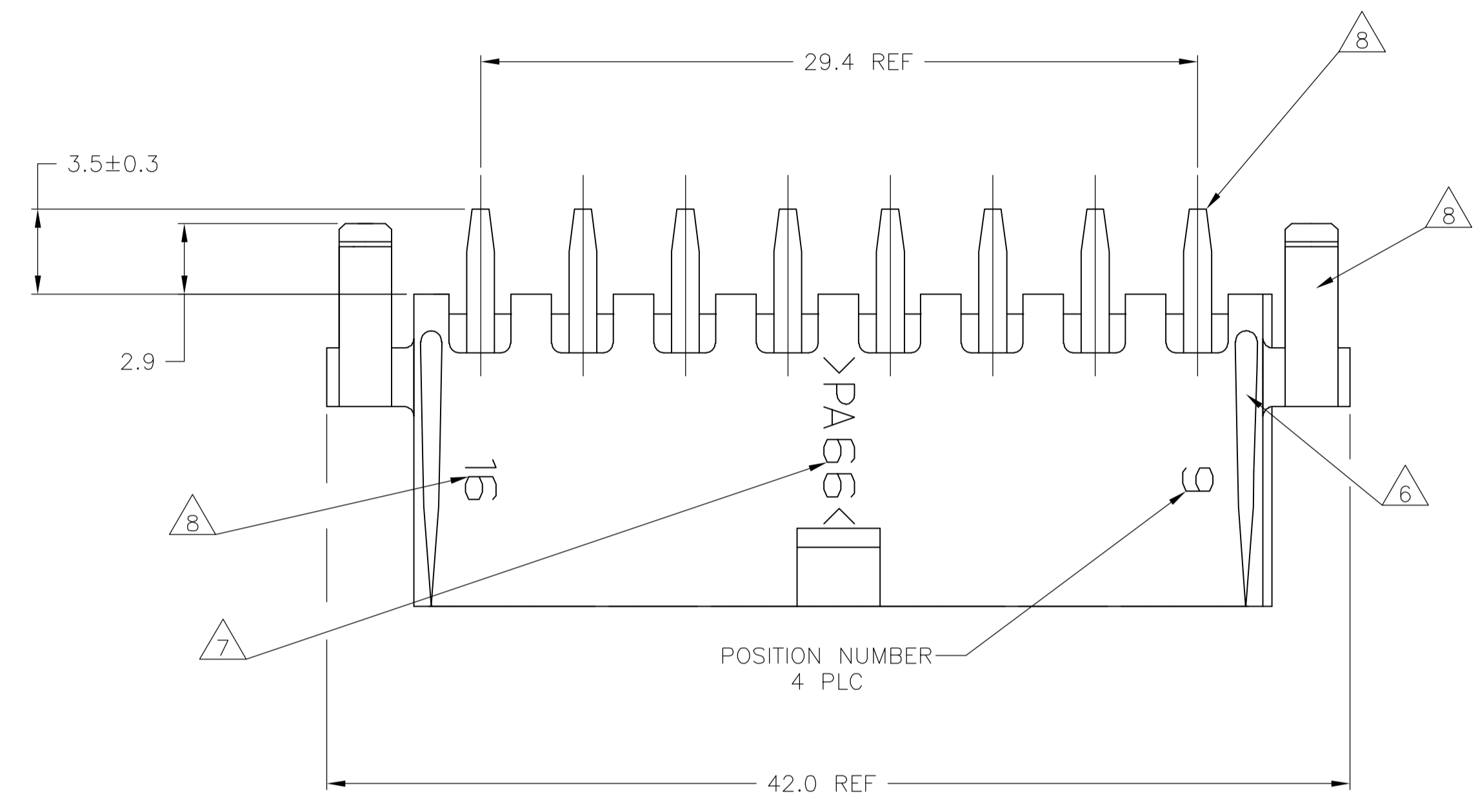
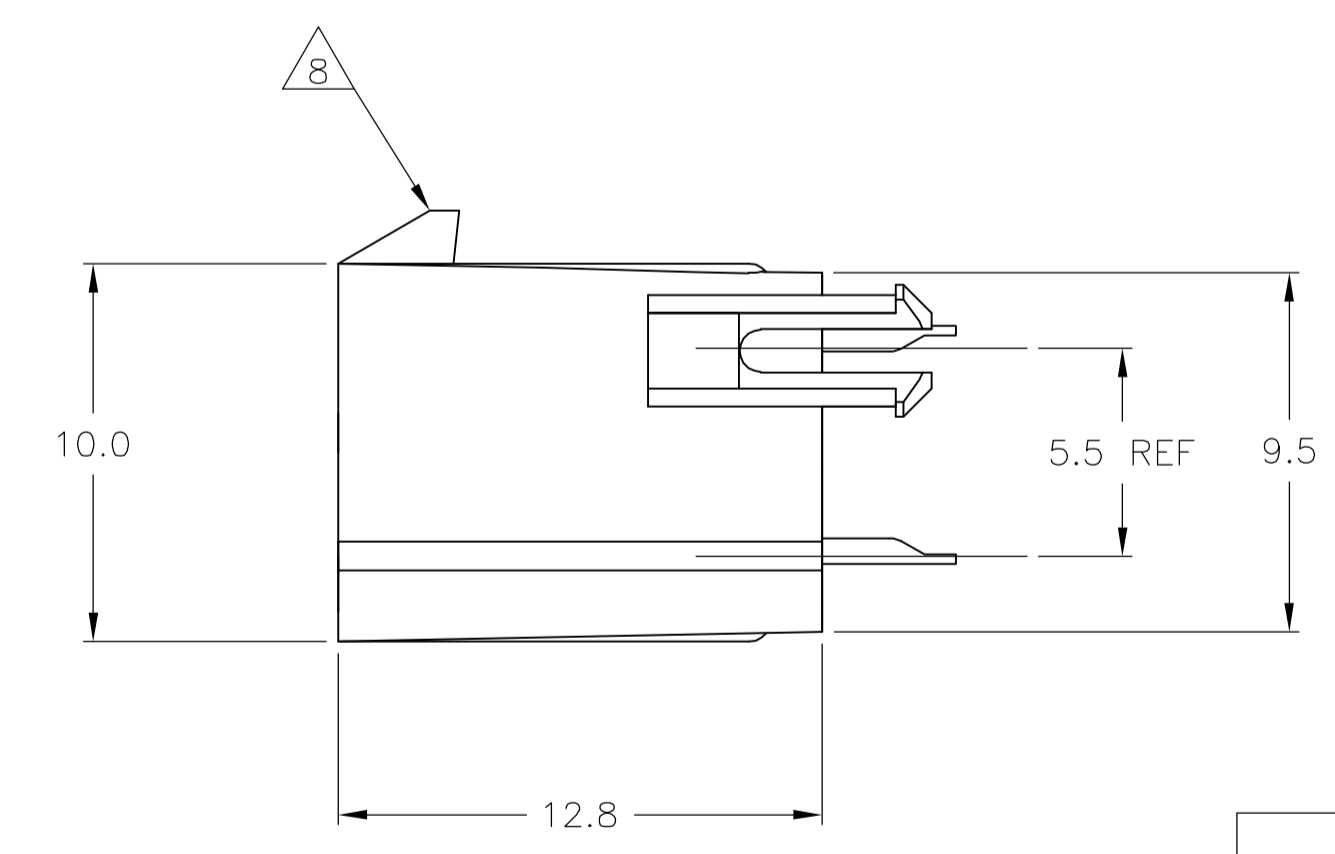
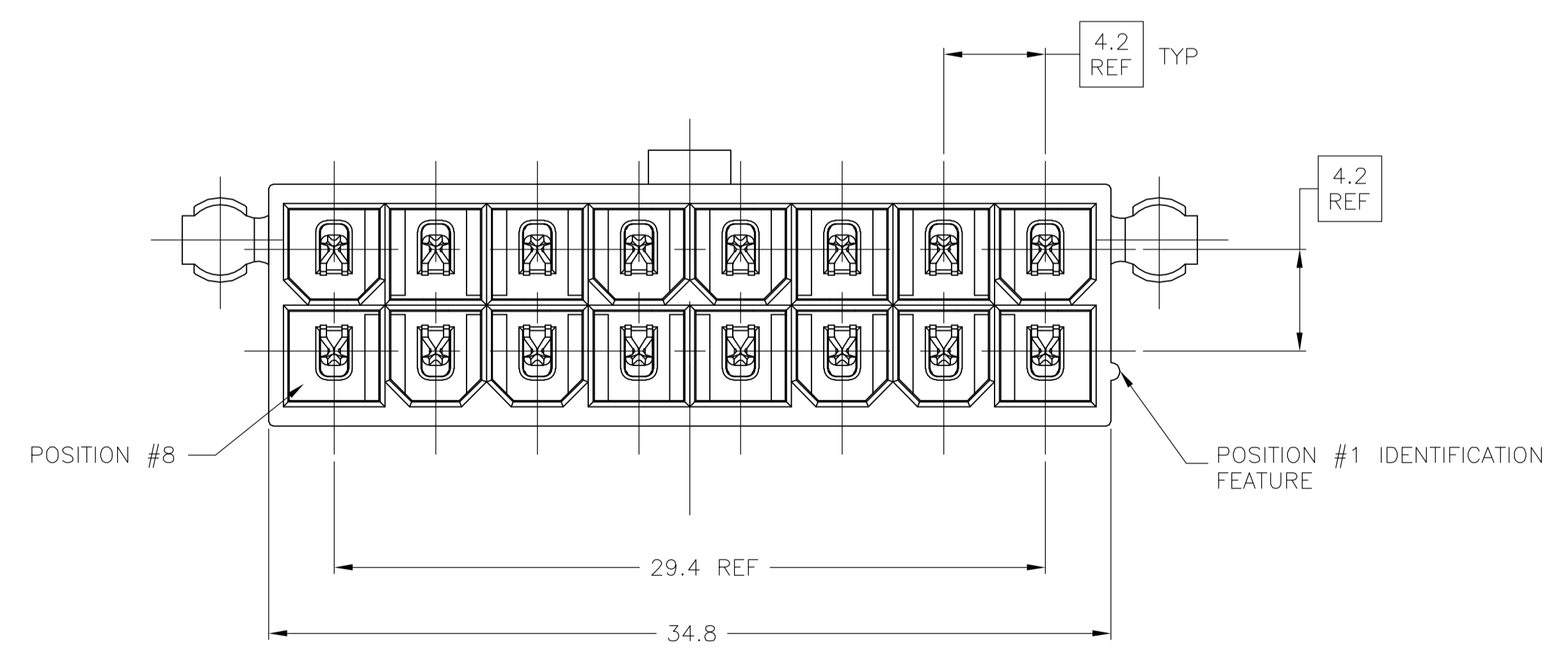


- 1 MATERIAL:
HOUSING: NYLON, UL94V-2 (COLOR - NATURAL, COLOR OF PARTS MAY VARY).
CONTACTS: 0.25 THK COPPER ALLOY.
- 2 CONTACT FINISH: 0.003 MIN THK TIN-LEAD OVER 0.00127 MIN THK NICKEL OVER ENTIRE CONTACT.
- 3 CONTACT FINISH: 0.00076 MIN THK GOLD PLATE ON PIN MATING SURFACE, 0.003 MIN THK TIN-LEAD PLATE ON SOLDER TAIL, ALL OVER 0.00127 MIN THK NICKEL BASE PLATE.
- 4. SOLDER TAIL MEETS AMP SOLDERABILITY SPECIFICATION 109-11-2.
- 5. MATES WITH SIMILARLY PLATED AMP-DUAC™ POWER CONNECTOR RECEPTACLE HOUSINGS/SOCKET CONTACTS.
- 6 RIBS ON FOUR CORNERS OPTIONAL.
- 7 AMP LOGO AND MATERIAL ID MAY BE LOCATED ON EITHER LONG SIDE OF PART.
- 8 SIZE, SHAPE OR STYLE OF THIS FEATURE MAY VARY.
- 9 CONTACT FINISH: 0.003 MIN THK TIN OVER 0.00127 MIN THK NICKEL OVER ENTIRE CONTACT.
- 10 CONTACT FINISH: 0.00076 MIN THK GOLD PLATE ON PIN MATING SURFACE, 0.003 MIN THK TIN PLATE ON SOLDER TAIL, ALL OVER 0.00127 MIN THK NICKEL BASE PLATE.



RECOMMENDED MOUNTING HOLE PATTERN
 FOR 1.78 MAX THICK P.C. BOARD
 COMPONENT SIDE SHOWN



SUPERCEDED BY 1-794309-2
 SUPERCEDED BY 1-794309-1

1	10	1	1	1-794309-2
1	9	1	1	1-794309-1
1	3	1	1	794309-2
1	2	1	1	794309-1
CONTACT		HOUSING		PART NO
MATERIAL	FINISH	MATERIAL	COLOR	

THIS DRAWING IS A CONTROLLED DOCUMENT.

DIMENSIONS: mm	TOLERANCES UNLESS OTHERWISE SPECIFIED:	DIN R VESTAL 210CT97	CHK R SWING 210CT97	APVD E BEILES 210CT97	NAME
0 PLC ± -	1 PLC ± 0.2	Tyco Electronics Corporation			ASSEMBLY, HEADER, VERTICAL,
2 PLC ± 0.13	3 PLC ± -	Harrisburg, Pa 17105-3608			16 POSITION, W/PEGS, W/DRAIN HOLES,
4 PLC ± -	ANGLES ± 0.30°	Tyco Electronics Corporation			94V-2, AMP-DUAC
MATERIAL SEE TABLE	FINISH SEE TABLE	SIZE	CAGE CODE	DRAWING NO	RESTRICTED TO
		A1	00779	794309	
CUSTOMER DRAWING		SCALE	SHEET	REV	
		5:1	1 of 1	E	